

Rescue Tripod

Model: HXSJ-20

Technical Specifications

- **Material:** High-Strength Aluminium Alloy
- **Winch Safe Working Load:** 200kg
- **Winch Stopping Force:** 22KN
- **Winch Gear Ratio:** 5:1
- **Steel Cable Length:** 20m
- **Steel Cable Diameter:** 4mm
- **Tripod Minimum Height:** 1.34m
- **Tripod Maximum Height:** 2.14m
- **Blocking Power:** 500kg
- **Maximum Lifting Weight:** 160kg
- **Product Weight:** ≤30kg

Content

Rescue Tripod System

- (1) Tripod
- (2) Winch
- (3) Winch Handle
- (4) Mount with bolts & screws
- (5) Lifting Pins


Certifications

- **Approval:** CE Certificate
 - **Standard:** EN 795:2012
- Detailed technical requirements are outlined in the test report.

Manufacturer



Dongtai Martian Ship Equipment Co., Ltd.




MARINE SAFETY ESSENTIALS

We Offer On-Board Firefighting And Marine Safety Essentials

Disclaimer: Accuracy of all technical data and information are provided to the best knowledge of the manufacturer. Properties, specifications and application parameters are subject to change without notice. The manufacturer does not undertake any liability of any kind whatsoever.

Mars Safety International Pte Ltd is the Singapore Overseas Branch of Dongtai Martian Ship Equipment Co., Ltd.

No.1 Tuas Link 1, Singapore 638583 Tel.: +65 6862 1212 Fax: +65 6897 9959 For Orders, please send enquiry to Sales@mars-safety.com



Fall Arrestor Device shown on tripod is sold separately.

The integration of a Fall Arrestor Device with a rescue tripod adds an additional layer of safety and ensures users are secured at all times, especially when entering or exiting confined spaces.

Product Features

- This product requires minor assembly before use, as the winch needs to be mounted.
- The ideal tool for confined spaces, providing safe access and emergency rescue.
- Foldable and easy to carry around, winch can be easily disassembled for storage.
- Self-locking 1200LB manual winch with 200kg max personnel lifting capacity.
- The tripod legs can be adjusted in height, ranging from 1.34m to 2.14m.
- Designed with non-slip aluminium alloy feet, adjustable to suit uneven ground.
- The top cover is equipped with circular holes for attaching fall arrestor device.
- Yellow and black decal on all sides for visibility.

Important Note: Always utilize a fall arrestor device when using the rescue tripod for an added layer of safety.

Accessories (Separate Order)



Fall Arrestor Device
5m/10m/15m/20m/25m/30m



5 Point Fall Arrest Safety
Harness Set



MARINE SAFETY ESSENTIALS

We Offer On-Board Firefighting And
Marine Safety Essentials

Disclaimer: Accuracy of all technical data and information are provided to the best knowledge of the manufacturer. Properties, specifications and application parameters are subject to change without notice. The manufacturer does not undertake any liability of any kind whatsoever.

How To Assemble HXSJ-20 Rescue Tripod

Note: Be cautious not to trip over the protective chains while installing or using the tripod.



(1) Adjust the tripod to your desired height, ensuring that the protective chains are fully extended and evenly spread.



(2) Insert the lifting pins into the slots on each tripod leg to secure the desired height.



(3) Securely fasten the handle to the winch.



(4) Securely fasten the mount to the winch using the provided bolts and screws.




(5) Mount the winch onto the tripod leg and insert the lifting pins at both the top and bottom into the slots to secure it.



(6) Remove the fastening clip from the pulley system to disassemble it.



(7) Thread the winch cable through the pulley system.



(8) Reattach the fastening clip to the pulley system for assembly. Slightly bend one end of the clip to secure it in place.



MARINE SAFETY ESSENTIALS

We Offer On-Board Firefighting And Marine Safety Essentials

Disclaimer: Accuracy of all technical data and information are provided to the best knowledge of the manufacturer. Properties, specifications and application parameters are subject to change without notice. The manufacturer does not undertake any liability of any kind whatsoever.