

# Refill AB Type for Chemical Foam Fire Extinguishers 9L (Without Lead Plate)

Model: HXABYJ-YP IMPA: 331006

## Technical Specifications

- Net Weight (External Powder): 430g
- Net Weight (Internal Powder): 600g

## Product Features

- Includes two packets of refill powder for filling both the extinguisher body and the inner cylinder of the 9L chemical foam fire extinguishers.
- Designed for use in specific classes of fires, primarily Class A and Class B fires.
- Easy to refill, it can be mixed with water to quickly create a foam solution when replenishing extinguishers.

**Note:** This package does not include Lead Plate.

## Certifications

- **Approval:** Eurofins Product Testing Service
- **Relevant Standards/Specifications:** Comply with the concentration limits as specified in Annex II to Directive 2011/65/EU and its amendment Directive (EU) 2015/863
- **Report Number:** EFSH23031311-CG-01



## Manufacturer



Dongtai Martians Ship Equipment Co., Ltd.



## MARINE SAFETY ESSENTIALS

We Offer On-Board Firefighting And  
Marine Safety Essentials

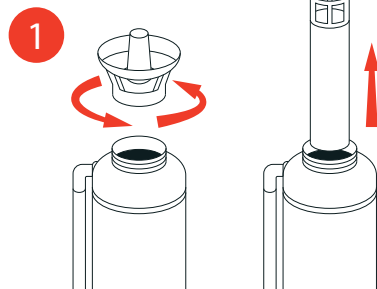
Disclaimer: Accuracy of all technical data and information are provided to the best knowledge of the manufacturer. Properties, specifications and application parameters are subject to change without notice. The manufacturer does not undertake any liability of any kind whatsoever.

Mars Safety International Pte Ltd is the Singapore Overseas Branch of Dongtai Martians Ship Equipment Co., Ltd.

No.1 Tuas Link 1, Singapore 638583 Tel.: +65 6862 1212 Fax: +65 6897 9959 For Orders, please send enquiry to Sales@mars-safety.com

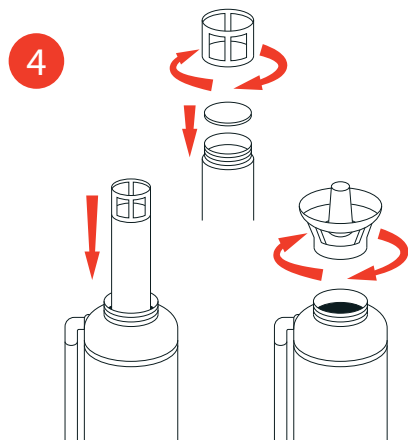
## How To Refill Chemical Foam

**Important Note:** Do not mix the powder packets. Ensure you use the correct packet when refilling.



### (1) Preparation

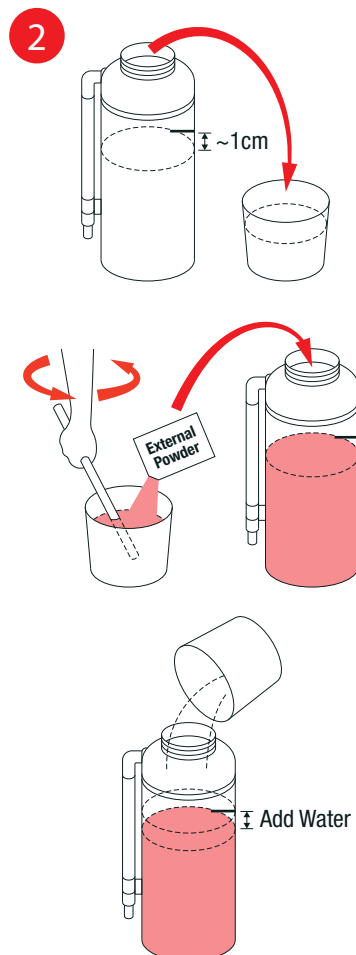
Remove the cap from the extinguisher body and take out the inner cylinder. Rinse the remaining solution with water, and clean both the body and inner cylinder separately with water.



### (4) Assembly

Place the Lead Plate (**Sold Separately**) on the inner cylinder and tighten the hanger. Wash the exterior surface of the inner cylinder and put back into the extinguisher body. Screw back the cap to complete assembly.

After refilling, the date and validity period must be clearly marked on the fire extinguisher.




### (2) Preparing External Powder

(2.1) Put cold or lukewarm water into the extinguisher body up to about 1cm below the water level line, then transfer the water into a pail. **Do not use seawater.**

(2.2) Add the External Powder (**Red Packet**) into the pail of water, stir with wooden stick until powder is fully dissolved. Transfer the solution back into the body.

(2.3) Top up water up to the water level line.



### (3) Preparing Internal Powder

(3.1) Remove the hanger first. Put cold or lukewarm water into the inner cylinder, about half the water level line, then transfer the water into a pail. **Do not use seawater.**

(3.2) Add the Internal Powder (**Blue Packet**) into the pail of water, stir with wooden stick until powder is fully dissolved. Transfer the solution back into the inner cylinder.

(3.3) Top up water up to the water level line.



## MARINE SAFETY ESSENTIALS

We Offer On-Board Firefighting And Marine Safety Essentials

Disclaimer: Accuracy of all technical data and information are provided to the best knowledge of the manufacturer. Properties, specifications and application parameters are subject to change without notice. The manufacturer does not undertake any liability of any kind whatsoever.

Mars Safety International Pte Ltd is the Singapore Overseas Branch of Dongtai Martian Ship Equipment Co., Ltd.

No.1 Tuas Link 1, Singapore 638583 Tel.: +65 6862 1212 Fax: +65 6897 9959 For Orders, please send enquiry to Sales@mars-safety.com